

Rotabroach[™]

The original name for hole cutting systems



 **MADE IN
SHEFFIELD
ENGLAND**



**OSL
Cutting
Technologies**

ABOUT US



About Rotabroach™

Rotabroach™ is the original name in hole cutting technology. We developed the first annular cutter in 1974, followed by the first magnetic drill in 1979 - both brand new to market at the time. Rotabroach™ has now grown into a globally recognised brand, sold in over 100 countries.

With over 40 years' experience in our industry, we have the perfect platform to deliver superior solutions for your cutting requirements.

We take great pride in our product quality and excellent customer service. We focus on building long-lasting relationships and seek to develop innovative solutions to solve customer problems.

Our People

Rotabroach™ forms part of OSL Cutting Technologies and is one of a portfolio of manufacturing brands. Our base is in Sheffield, England and we are proud to invest in great talent and exceptional people to deliver world class hole cutting solutions.

Magnetic Drill Selection Chart	3
Commando 40	4
Element™ 30	5
Element™ 40	6
Element™ 50	7
Element™ 50 Pivot Magnet	8
Element™ 50 Low Profile	9
Element™ 75	10
Element™ 100	11
Eagle	12
Raven	13
Gator	14
Rhino 4	15
Rhino E	16
Annular Cutter Selection	17
Raptor M2Al Cutters	18
Raptor TCT Cutters	19
Raptor TCT Universal Shank	20
Raptor CTCT Cutters	21
M2Al Rail Cutters	22
TCT Rail Cutters	23
Twist Drill with Weldon Shank and Cutter Adaptors	24
TCT Holesaws	25
Mini Cutters	26
Countersinks	27
Accessories	28-29
Rail & Tram Accessories	30



MAGNETIC DRILL SELECTION CHART

Rotabroach machines are built to last. Compact and lightweight, with powerful motors to deliver superior performance you can rely on.

R Rotabroach™ • The original name for hole cutting systems

Our Element™ range of machines are fitted with Cutsmart® technology.

- Increased speed of cut
- Improved tool & machine life
- Reduced downtime & repair



Steel



Aluminium



Brass



Plastic

Stainless
Steel

Cast Iron

Product	Cutter Size mm	Cutter Depth mm	Drill Chuck Capacity mm	Motor Power W	Weight kg	Height mm	Arbor mm Weldon	Stroke mm	Tapping
Commando 40	40	50	13	1100	14	510	19.05	85	✗
Element™ 30	32	35	13	850	12	414	19.05	65	✗
Element™ 40	40	50	13	1200	13	514	19.05	80	✗
Element™ 50	50	50	13	1500	15	586	19.05 MT2	140	✓
Element™ 50 PM	50	50	13	1500	18	640	19.05 MT2	150	✓
Element™ 50 LP	50	50	N/A	1200	11	179	19.05	62	✗
Element™ 75	75	75	16	1800	23	713	19.05 MT2	185	✓
Element™ 100	100	100	16	2000	25	733	19.05 MT3	200	✓
Eagle	52	50	16	7 bar max pneumatic	21	560	19.05	70	✗
Raven	52	50	16	7 bar max pneumatic	16	525	19.05	70	✗
Gator	52	50	16	140 bar hydraulic	23	520	19.05	70	✗

COMMANDO 40

6 variable speeds,
ideal for countersinking

Powerful
1100W motor

Mechanical
clutch
protection

Weight 14kg

13mm drill
chuck option
supplied



R

- With 1100W motor and 6 variable speeds.
- Drill and countersink capability.
- Powerful, versatile and economical.
- Chuck and coolant provided as standard.



Cutter capacity
40mm x 50mm



Twist drill
capacity
13mm

Commando 40 • Specifications

Model Number	Commando 40/1 Commando 40/3
Motor Specification	110V 1100W / 230V 1100W
No Load RPM	270 - 610 RPM
Max Hole Cutting Capacity	ø40 x 50mm Deep
Overall Dimensions	Max Height 510mm / Width 180mm with Capstan / Length 265mm with guard
Machine Weight	14kg
Magnetic Adhesion	8,000N
Magnet Size	165mm x 80mm
Drill Chuck Capacity	13mm
Safety Features	Mechanical Clutch / Thermal Overload / Fixed Guard

ELEMENT™ 30



Powerful 850W motor

Mounted coolant bottle

High performance gearbox

Internal motor cable

Weight 12kg

Quick release capstan arm

Ergonomic carry handle

13mm drill chuck option supplied

User friendly controls

High powered magnet 10,000N

- R**
- High power, easily portable entry level model.
 - One of the lightest magnetic drills available.
 - Maximise performance, machine and tool life.
 - Cutsmart™ technology



Cutter capacity 32mm x 35mm

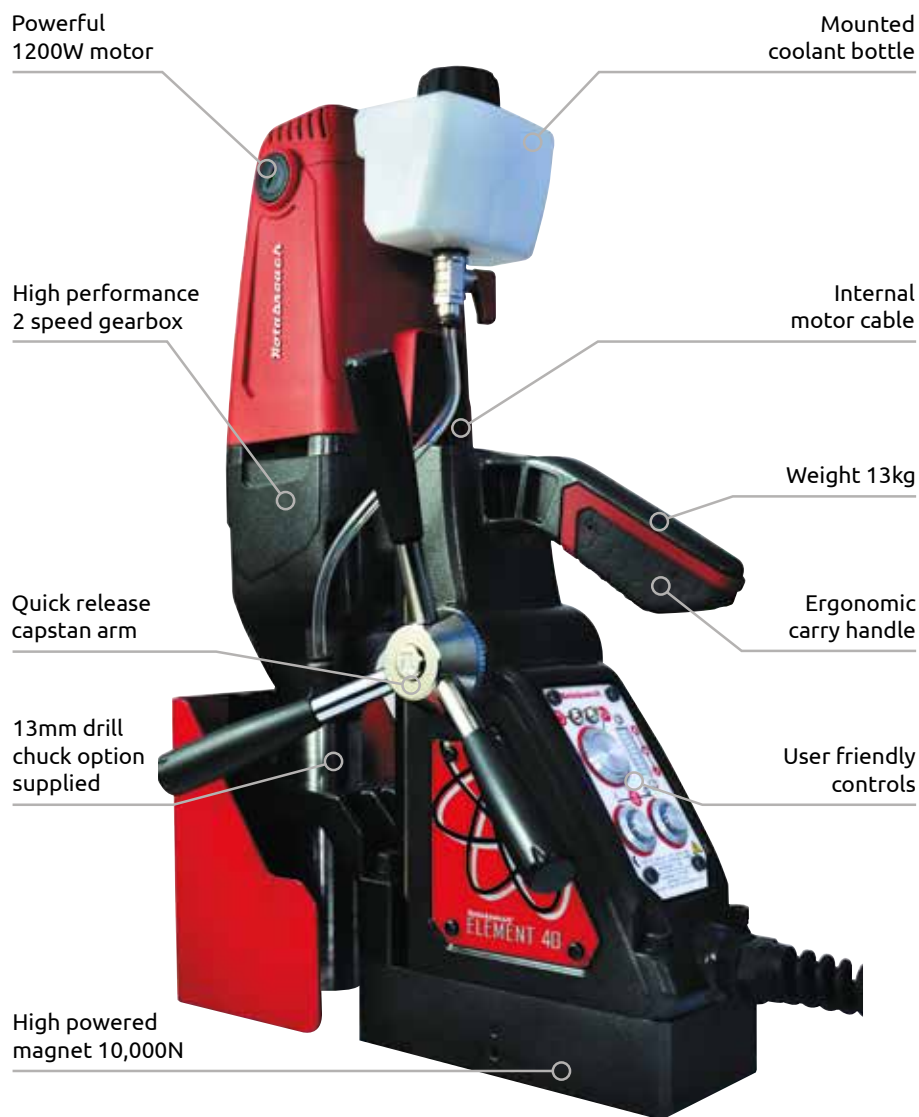


Twist drill capacity 13mm

Element™ 30 • Specifications

Model Number	Element 30/1 Element 30/3
Motor Specification	110V 850W / 230V 850W
No Load RPM	600 RPM
Max Hole Cutting Capacity	ø32 x 35mm Deep
Overall Dimensions	Max Height 414mm / Width 180mm with Capstan / Length 278mm with guard
Machine Weight	12kg
Magnetic Adhesion	10,000N
Magnet Size	180mm x 90mm
Drill Chuck Capacity	13mm
Safety Features	Cutsmart™ Technology / Fixed Guard / Magnet Detection / Safety Strap

ELEMENT™ 40



Powerful 1200W motor

Mounted coolant bottle

High performance 2 speed gearbox

Internal motor cable

Quick release capstan arm

Weight 13kg

Ergonomic carry handle

13mm drill chuck option supplied

User friendly controls

High powered magnet 10,000N

- R**
- Powerful 2 speed mechanical gearbox.
 - Small in size but levels in demanding environments.
 - Maximise performance, machine and tool life.
 - Cutsmart™ technology



Cutter capacity 40mm x 50mm



Twist drill capacity 13mm

Element™ 40 • Specifications

Model Number	Element 40/1 Element 40/3
Motor Specification	110V 1200W / 230V 1200W
No Load RPM	Low Gear: 300 RPM / High Gear: 600 RPM
Max Hole Cutting Capacity	ø40 x 50mm Deep
Overall Dimensions	Max Height 514mm / Width 185mm with Capstan / Length 285mm with guard
Machine Weight	13kg
Magnetic Adhesion	10,000N
Magnet Size	180mm x 90mm
Drill Chuck Capacity	13mm
Safety Features	Cutsmart™ Technology / Fixed Guard / Magnet Detection / Safety Strap / Mechanical clutch

ELEMENT™ 50



- R**
- Large capacity drill, for versatility and power.
 - Reversible features to allow tapping.
 - Maximise performance, machine and tool life.
 - Cutsmart™ technology

For the best performance and prolonged tool life always use Rotabroach™ cutting fluid and lubricants.



Cutter capacity 50mm x 50mm



Twist drill capacity 13mm



Tap capacity M3 to M20



Maximum 31mm (MT2)

Element™ 50 • Specifications

Model Number	Element 50/1 Element 50/3
Motor Specification	110V 1500W / 230V 1500W
No Load RPM	Low Gear: 100 - 265 RPM / High Gear: 200 - 500 RPM
Max Hole Cutting Capacity	ø50 x 50mm Deep - 23mm with MT Shank Drill
Overall Dimensions	Max Height 586mm / Width 195mm with Capstan / Length 315mm with guard
Machine Weight	15kg
Magnetic Adhesion	13,500N
Magnet Size	200mm x 98mm
Drill Chuck Capacity	13mm
Safety Features	Cutsmart™ Technology / Fixed Guard / Magnet Detection / Safety Strap / Secondary Motor Protection

ELEMENT™ 50 PIVOT MAGNET


R

- Double pivoting, permanent magnet base enabling work on uneven, curved and flat surfaces.
- Magnet retains adhesion on materials as thin as 3.5mm. Drills on pipes down to 90mm (3.5") in diameter.
- Twist drill, thread or countersink.
- Maximise performance, machine and tool life.
- Cutsmart™ technology



Cutter capacity
50mm x 50mm



Twist drill capacity
13mm



Tap capacity
M3 to M20



Maximum
31mm (MT2)


Element™ 50 Pivot Magnet • Specifications

Model Number	Element 50/1 PM Element 50/3 PM
Motor Specification	110V 1500W / 230V 1500W
No Load RPM	Low Gear: 100 - 265 RPM / High Gear: 200 - 500 RPM
Max Hole Cutting Capacity	ø50 x 50mm Deep - 20mm with 2MT Twist Drill
Overall Dimensions	Max Height 640mm / Width 190mm with Capstan / Length 317mm with guard
Machine Weight	18kg
Magnetic Adhesion	8,500N
Magnet Size	277mm x 190mm
Drill Chuck Capacity	13mm
Safety Features	Cutsmart™ Technology / Fixed Guard / Secondary Motor Protection

ELEMENT™ 50 LOW PROFILE



- R**
- Largest capacity low profile magdrill on the market.
 - Cutting diameter and depth of cut to 50mm.
 - 1200W motor, with variable speed setting.
 - Maximise performance, machine and tool life.
 - Cutsmart™ technology



Element™ 50 Low Profile • Specifications


Model Number	Element 50 Low Profile 1 Element 50 Low Profile 3
Motor Specification	110V 1200W / 230V 1200W
No Load RPM	Range: 250 - 500 RPM
Max Hole Cutting Capacity	ø50 x 50mm Deep
Overall Dimensions	Max Height 179mm / Width 100mm / Length 329mm
Machine Weight	11kg
Magnetic Adhesion	10,000N
Magnet Size	192mm x 82mm
Drill Chuck Capacity	-
Safety Features	Cutsmart™ Technology / Fixed Guard / Magnet Detection / Safety Strap

ELEMENT™ 75



R

- Large capacity machine for drilling larger holes to 75mm.
- Forward and reverse functionality means you can also tap.
- Maximise performance, machine and tool life.
- Cutsmart™ technology



Element™ 75 • Specifications

Model Number	Element 75/1 Element 75/3
Motor Specification	110V 1800W / 230V 1800W
No Load RPM	Low Gear: 70 - 200 RPM / High Gear: 180 - 500 RPM
Max Hole Cutting Capacity	ø75 x 75mm Deep - 26mm with MT Drill
Overall Dimensions	Max Height 713mm / Width 214mm with Capstan / Length 375mm with guard
Machine Weight	23kg
Magnetic Adhesion	18,500N
Magnet Size	220mm x 114mm
Drill Chuck Capacity	16mm
Safety Features	Cutsmart™ Technology / Fixed Guard / Magnetic Detection / Secondary Motor Protection

ELEMENT™ 100




R

- The largest machine in the range.
- Drill up to 100mm diameter and depth of cut.
- Forward and reverse functionality means you can also tap.
- Maximise performance, machine and tool life.
- Cutsmart™ technology



Element™ 100 • Specifications

Model Number	Element 100/1	Element 100/3
Motor Specification	110V 2000W / 230V 2000W	
No Load RPM	Gear 1: 45 - 129 RPM / Gear 2: 70 - 208 RPM / Gear 3: 150 - 434 RPM / Gear 4: 240 - 700 RPM	
Max Hole Cutting Capacity	ø100 x 100mm Deep - 31.75mm with MT Drill	
Overall Dimensions	Max Height 733mm / Width 230mm with Capstan / Length 370mm with guard	
Machine Weight	25kg	
Magnetic Adhesion	20,000N	
Magnet Size	228mm x 114mm	
Drill Chuck Capacity	16mm	
Safety Features	Cutsmart™ Technology / Fixed Guard / Magnetic Detection / Secondary Motor Protection	




- R**
- Manufactured from ZA12 Alloy anti spark material. Perfect for use in corrosive hazardous areas.
 - Fully ATEX approved EXII 2GDc T6 IIC T85°C.
 - Suitable for drilling up to 52mm diameter by 50mm depth.



Eagle • Specifications

Model Number	RD130C
Motor Specification	113 lts/sec - 28CFM @ 5.5 bar min - 6.9 bar max
No Load RPM	270 RPM
Max Hole Cutting Capacity	ø52 x 50mm Deep
Overall Dimensions	Max Height 540mm / Width 175mm with Capstan / Length 370mm with guard
Machine Weight	21kg
Magnetic Adhesion	7,000N
Magnet Size	175mm x 75mm
Drill Chuck Capacity	16mm
Safety Features	Atlas Copco pneumatic motor for safety in hazardous areas / Fixed Guard



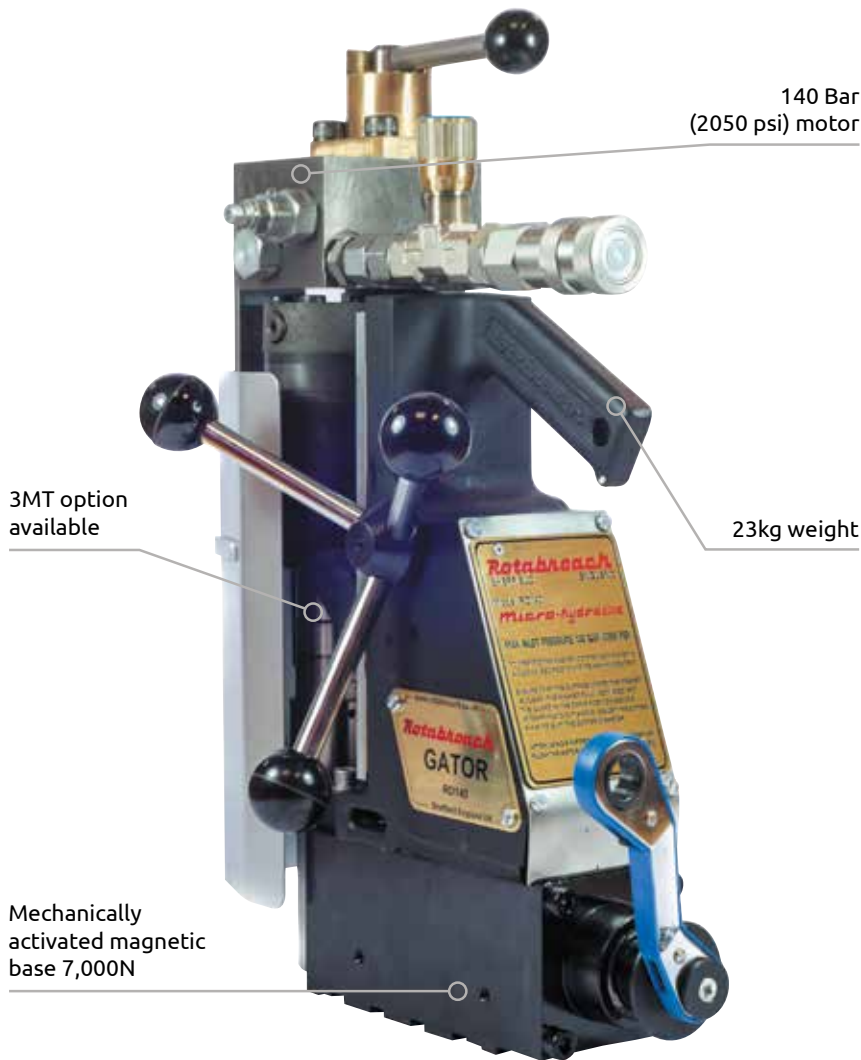
R

- Designed for use on pneumatic supplies in explosive atmospheres.
- Lightweight and highly portable.
- Suitable for drilling up to 52mm diameter by 50mm depth.
- Fully ATEX approved EXII 2GDc T6 IIC T85°C.



Raven • Specifications

Model Number	CM/330/C
Motor Specification	13 lts/sec - 28CFM @ 5.5 bar min - 6.9 bar max
No Load RPM	270 RPM
Max Hole Cutting Capacity	ø52 x 50mm Deep
Overall Dimensions	Max Height 540mm / Width 185mm / Length 370mm
Machine Weight	16kg
Magnetic Adhesion	7,000N
Magnet Size	175mm x 75mm
Drill Chuck Capacity	16mm
Safety Features	Fixed Guard



R


- Used in applications where hydraulic supplies are most convenient or necessary.



Gator • Specifications

Model Number	RD140
Motor Specification	140 Bar (2050 psi)
No Load RPM	630 RPM
Max Hole Cutting Capacity	ø52 x 50mm Deep
Overall Dimensions	Max Height 550mm / Width 180mm with Capstan / Length 315mm with guard
Machine Weight	23kg
Magnetic Adhesion	7,000N
Magnet Size	175mm x 75mm
Drill Chuck Capacity	16mm
Safety Features	Fixed Guard

ROTABROACH™ RAIL - RHINO 4



Approvals:




POWERED by
HONDA™

- Honda 4 stroke engine delivers faster drilling capacity.
- Low noise, low hand-arm vibration and superb fuel efficiency.
- Rotabroach's™ leading offering for rail drilling applications.

Rhino 4 • Specifications

Model Number	RD074
Motor Specification	Honda 4 Stroke, 1400W
Displacement	57.0 cm ³
No Load RPM	320 RPM
Max Hole Cutting Capacity	ø36mm
Overall Dimensions	Height 420mm / Width 420mm with Capstan / Length 540mm
Machine Weight	20kg
Safety Features	Centrifugal Clutch

ROTABROACH™ RAIL - RHINO E



• Ideal for tunnel work
















- Electrical drill, suitable for all rail drilling applications.
- Ideal for working in tunnels or confined spaces where ventilation is poor.
- Robust, versatile and powerful.

Rhino E • Specifications

Model Number	CM/127/1 CM/127/3
Motor Specification	110V, 1100W / 230V, 1100W
No Load RPM	270 - 610 RPM
Max hole Cutting Capacity	ø36mm
Overall Dimensions	Height 320mm / Width 180mm with Capstan / Length 640mm
Machine Weight	16kg
Safety Features	Mechanical Clutch / Thermal Overload

ANNULAR CUTTER SELECTION

Core Cutter & Drilling Applications

Annular Core Cutter Category		M2 Al	TCT	CTCT	Twist Drill	TCT Holesaws	Mini Cutters	M2 Al Rail	TCT Rail
		<900N	<1400N	<1800N	<1100N	<1400N	<1100N	<900N	<1400N
	Mild Steel	✓	✓						
	Structural Steel	✓	✓		✓	✓			
	Construction Steel		✓						
	High Strength Steel		✓						
	Fine Grain Steel		✓	✓					
	Stainless Steel		✓		✓	✓			
	Aluminium	✓	✓						
	Copper/Brass	✓	✓						
	Cast Iron		✓	✓					
	Rail Track				✓			✓	✓
	Plastics	✓					✓		
	Hardox			✓					
	Inox			✓					
	Inconel			✓					
	Sheet Metal					✓	✓		

RAPTOR M2AL CUTTERS



Stage hardened allowing for greater flexibility during operation.



Unique Rotabroach tooth geometry, for a fast, accurate cut.



Designed to give longer tool life and faster cutting times.



R When using annular cutters we always recommend you use a pilot pin.

SRA3057	RAP110 - RAP120
SRA25	RAP130 - RAP600
RA3013	RAPL120
SRA50	RAPL130 - RAPL650

Suitable for Drilling:

Steel Aluminium Copper / Brass Plastics

- Made from M2AL, then heat treated to ensure greater hardness of cutter, increasing tool life and cutter performance.
- Designed to deliver fast, accurate cut and maximise tool life.
- Exclusive, unique tooth geometry that you'll only find on Rotabroach annular cutters.
- Can cut materials up to a maximum tensile strength of 900 N/mm²



Raptor M2AL Cutters • Specifications

Dia mm	25mm D.O.C	50mm D.O.C	Dia mm	25mm D.O.C	50mm D.O.C	Dia mm	25mm D.O.C	50mm D.O.C	Dia mm	25mm D.O.C	50mm D.O.C	Dia mm	25mm D.O.C	50mm D.O.C
11	RAP110		22	RAP220	RAPL220	33	RAP330	RAPL330	44	RAP440	RAPL440	55	RAP550	RAPL550
12	RAP120	RAPL120	23	RAP230	RAPL230	34	RAP340	RAPL340	45	RAP450	RAPL450	56	RAP560	RAPL560
13	RAP130	RAPL130	24	RAP240	RAPL240	35	RAP350	RAPL350	46	RAP460	RAPL460	57	RAP570	RAPL570
14	RAP140	RAPL140	25	RAP250	RAPL250	36	RAP360	RAPL360	47	RAP470	RAPL470	58	RAP580	RAPL580
15	RAP150	RAPL150	26	RAP260	RAPL260	37	RAP370	RAPL370	48	RAP480	RAPL480	59	RAP590	RAPL590
16	RAP160	RAPL160	27	RAP270	RAPL270	38	RAP380	RAPL380	49	RAP490	RAPL490	60	RAP600	RAPL600
17	RAP170	RAPL170	28	RAP280	RAPL280	39	RAP390	RAPL390	50	RAP500	RAPL500	61		RAPL610
18	RAP180	RAPL180	29	RAP290	RAPL290	40	RAP400	RAPL400	51	RAP510	RAPL510	62		RAPL620
19	RAP190	RAPL190	30	RAP300	RAPL300	41	RAP410	RAPL410	52	RAP520	RAPL520	63		RAPL630
20	RAP200	RAPL200	31	RAP310	RAPL310	42	RAP420	RAPL420	53	RAP530	RAPL530	64		RAPL640
21	RAP210	RAPL210	32	RAP320	RAPL320	43	RAP430	RAPL430	54	RAP540	RAPL540	65		RAPL650

RAPTOR TCT CUTTERS



Unique flute design for fast material flow.

Suitable for Drilling:

- I Mild Steel I Structural Steel I Construction Steel
- I High Strength I Fine Grain I Steel I Stainless Steel
- L Aluminium O Copper / Brass 💡 Cast Iron ● Hardox

- Super micro-grain carbide tips for the toughest of materials.
- TCT cutters are harder and able to resist higher temperatures resulting in less wear, providing a longer tool life when comparing to competitor products.
- The special Rotabroach™ 3 tooth geometry provides even tooth loading for a smooth and vibration free cut.



When using annular cutters we always recommend you use a pilot pin.

SRA90	CWC12 - CWC17	RA3120	CWCT18 - CWCT65
RA3089	CWC18 - CWC52	RA3121	CWCT66+
SRA50	CWCL12 - CWCL17	20ZAXL400P	CWCX12 - CWCX17
RA356	CWCL18 - CWCL65	RA3122	CWCX18 - CWCX65
RA3094	CWCL66+	RA3123	CWCX66+
SRA130	CWCT12 - CWCT17		

Raptor TCT Cutters • Specifications

Dia mm	35mm D.O.C	50mm D.O.C	75mm D.O.C	100mm D.O.C	Dia mm	35mm D.O.C	50mm D.O.C	75mm D.O.C	100mm D.O.C	Dia mm	35mm D.O.C	50mm D.O.C	75mm D.O.C	100mm D.O.C
12	CWC12	CWCL12	CWCT12	CWCX12	42	CWC42	CWCL42	CWCT42	CWCX42	72		CWCL72	CWCT72	CWCX72
13	CWC13	CWCL13	CWCT13	CWCX13	43	CWC43	CWCL43	CWCT43	CWCX43	73		CWCL73	CWCT73	CWCX73
14	CWC14	CWCL14	CWCT14	CWCX14	44	CWC44	CWCL44	CWCT44	CWCX44	74		CWCL74	CWCT74	CWCX74
15	CWC15	CWCL15	CWCT15	CWCX15	45	CWC45	CWCL45	CWCT45	CWCX45	75		CWCL75	CWCT75	CWCX75
16	CWC16	CWCL16	CWCT16	CWCX16	46	CWC46	CWCL46	CWCT46	CWCX46	76		CWCL76	CWCT76	CWCX76
17	CWC17	CWCL17	CWCT17	CWCX17	47	CWC47	CWCL47	CWCT47	CWCX47	77		CWCL77	CWCT77	CWCX77
18	CWC18	CWCL18	CWCT18	CWCX18	48	CWC48	CWCL48	CWCT48	CWCX48	78		CWCL78	CWCT78	CWCX78
19	CWC19	CWCL19	CWCT19	CWCX19	49	CWC49	CWCL49	CWCT49	CWCX49	79		CWCL79	CWCT79	CWCX79
20	CWC20	CWCL20	CWCT20	CWCX20	50	CWC50	CWCL50	CWCT50	CWCX50	80		CWCL80	CWCT80	CWCX80
21	CWC21	CWCL21	CWCT21	CWCX21	51	CWC51	CWCL51	CWCT51	CWCX51	81		CWCL81	CWCT81	CWCX81
22	CWC22	CWCL22	CWCT22	CWCX22	52	CWC52	CWCL52	CWCT52	CWCX52	82		CWCL82	CWCT82	CWCX82
23	CWC23	CWCL23	CWCT23	CWCX23	53		CWCL53	CWCT53	CWCX53	83		CWCL83	CWCT83	CWCX83
24	CWC24	CWCL24	CWCT24	CWCX24	54		CWCL54	CWCT54	CWCX54	84		CWCL84	CWCT84	CWCX84
25	CWC25	CWCL25	CWCT25	CWCX25	55		CWCL55	CWCT55	CWCX55	85		CWCL85	CWCT85	CWCX85
26	CWC26	CWCL26	CWCT26	CWCX26	56		CWCL56	CWCT56	CWCX56	86		CWCL86	CWCT86	CWCX86
27	CWC27	CWCL27	CWCT27	CWCX27	57		CWCL57	CWCT57	CWCX57	87		CWCL87	CWCT87	CWCX87
28	CWC28	CWCL28	CWCT28	CWCX28	58		CWCL58	CWCT58	CWCX58	88		CWCL88	CWCT88	CWCX88
29	CWC29	CWCL29	CWCT29	CWCX29	59		CWCL59	CWCT59	CWCX59	89		CWCL89	CWCT89	CWCX89
30	CWC30	CWCL30	CWCT30	CWCX30	60		CWCL60	CWCT60	CWCX60	90		CWCL90	CWCT90	CWCX90
31	CWC31	CWCL31	CWCT31	CWCX31	61		CWCL61	CWCT61	CWCX61	91		CWCL91	CWCT91	CWCX91
32	CWC32	CWCL32	CWCT32	CWCX32	62		CWCL62	CWCT62	CWCX62	92		CWCL92	CWCT92	CWCX92
33	CWC33	CWCL33	CWCT33	CWCX33	63		CWCL63	CWCT63	CWCX63	93		CWCL93	CWCT93	CWCX93
34	CWC34	CWCL34	CWCT34	CWCX34	64		CWCL64	CWCT64	CWCX64	94		CWCL94	CWCT94	CWCX94
35	CWC35	CWCL35	CWCT35	CWCX35	65		CWCL65	CWCT65	CWCX65	95		CWCL95	CWCT95	CWCX95
36	CWC36	CWCL36	CWCT36	CWCX36	66		CWCL66	CWCT66	CWCX66	96		CWCL96	CWCT96	CWCX96
37	CWC37	CWCL37	CWCT37	CWCX37	67		CWCL67	CWCT67	CWCX67	97		CWCL97	CWCT97	CWCX97
38	CWC38	CWCL38	CWCT38	CWCX38	68		CWCL68	CWCT68	CWCX68	98		CWCL98	CWCT98	CWCX98
39	CWC39	CWCL39	CWCT39	CWCX39	69		CWCL69	CWCT69	CWCX69	99		CWCL99	CWCT99	CWCX99
40	CWC40	CWCL40	CWCT40	CWCX40	70		CWCL70	CWCT70	CWCX70	100		CWCL100	CWCT100	CWCX100
41	CWC41	CWCL41	CWCT41	CWCX41	71		CWCL71	CWCT71	CWCX71					

RAPTOR TCT UNIVERSAL SHANK



The TCT now available as universal shank.



- With 1 flat and 3 quick connect grooves, universal shank TCT can be used in both weldon shank machines and in 'one-touch' machines, without the need for an adaptor.

Suitable for Drilling:

- I Mild Steel I Structural Steel I Construction Steel
- I High Strength I Fine Grain I Steel I Stainless Steel
- L Aluminium O Copper / Brass I Cast Iron



- Super micro-grain carbide tips for a long tool life in the toughest of materials.
- TCT cutters are harder and able to resist higher temperatures resulting in less wear, providing a longer tool life when comparing to competitor products.
- The special Rotabroach™ 3 tooth geometry provides even tooth loading for a smooth and vibration free cut.



When using annular cutters we always recommend you use a pilot pin.

SRA90	CWC12 - CWC17	RA3120	CWCT18 - CWCT65
RA3089	CWC18 - CWC52	RA3121	CWCT66+
SRA50	CWCL12 - CWCL17	20ZAXL400P	CWCX12 - CWCX17
RA356	CWCL18 - CWCL65	RA3122	CWCX18 - CWCX65
RA3094	CWCL66+	RA3123	CWCX66+
SRA130	CWCT12 - CWCT17		

* Universal Shank Cutters go up to 65mm in diameter.

TCT Universal Shank Cutters • Specifications

Dia mm	35mm D.O.C	50mm D.O.C	75mm D.O.C	100mm D.O.C	Dia mm	35mm D.O.C	50mm D.O.C	75mm D.O.C	100mm D.O.C	Dia mm	35mm D.O.C	50mm D.O.C	75mm D.O.C	100mm D.O.C
12	CWCU12	CWCUL12			30	CWCU30	CWCUL30	CWCUT30	CWCUX30	48	CWCU48	CWCUL48	CWCUT48	CWCUX48
13	CWCU13	CWCUL13			31	CWCU31	CWCUL31	CWCUT31	CWCUX31	49	CWCU49	CWCUL49	CWCUT49	CWCUX49
14	CWCU14	CWCUL14			32	CWCU32	CWCUL32	CWCUT32	CWCUX32	50	CWCU50	CWCUL50	CWCUT50	CWCUX50
15	CWCU15	CWCUL15			33	CWCU33	CWCUL33	CWCUT33	CWCUX33	51	CWCU51	CWCUL51	CWCUT51	CWCUX51
16	CWCU16	CWCUL16			34	CWCU34	CWCUL34	CWCUT34	CWCUX34	52	CWCU52	CWCUL52	CWCUT52	CWCUX52
17	CWCU17	CWCUL17			35	CWCU35	CWCUL35	CWCUT35	CWCUX35	53	CWCU53	CWCUL53	CWCUT53	CWCUX53
18	CWCU18	CWCUL18			36	CWCU36	CWCUL36	CWCUT36	CWCUX36	54	CWCU54	CWCUL54	CWCUT54	CWCUX54
19	CWCU19	CWCUL19			37	CWCU37	CWCUL37	CWCUT37	CWCUX37	55	CWCU55	CWCUL55	CWCUT55	CWCUX55
20	CWCU20	CWCUL20	CWCUT20	CWCUX20	38	CWCU38	CWCUL38	CWCUT38	CWCUX38	56	CWCU56	CWCUL56	CWCUT56	CWCUX56
21	CWCU21	CWCUL21	CWCUT21	CWCUX21	39	CWCU39	CWCUL39	CWCUT39	CWCUX39	57	CWCU57	CWCUL57	CWCUT57	CWCUX57
22	CWCU22	CWCUL22	CWCUT22	CWCUX22	40	CWCU40	CWCUL40	CWCUT40	CWCUX40	58	CWCU58	CWCUL58	CWCUT58	CWCUX58
23	CWCU23	CWCUL23	CWCUT23	CWCUX23	41	CWCU41	CWCUL41	CWCUT41	CWCUX41	59	CWCU59	CWCUL59	CWCUT59	CWCUX59
24	CWCU24	CWCUL24	CWCUT24	CWCUX24	42	CWCU42	CWCUL42	CWCUT42	CWCUX42	60	CWCU60	CWCUL60	CWCUT60	CWCUX60
25	CWCU25	CWCUL25	CWCUT25	CWCUX25	43	CWCU43	CWCUL43	CWCUT43	CWCUX43	61	CWCU61	CWCUL61	CWCUT61	CWCUX61
26	CWCU26	CWCUL26	CWCUT26	CWCUX26	44	CWCU44	CWCUL44	CWCUT44	CWCUX44	62	CWCU62	CWCUL62	CWCUT62	CWCUX62
27	CWCU27	CWCUL27	CWCUT27	CWCUX27	45	CWCU45	CWCUL45	CWCUT45	CWCUX45	63	CWCU63	CWCUL63	CWCUT63	CWCUX63
28	CWCU28	CWCUL28	CWCUT28	CWCUX28	46	CWCU46	CWCUL46	CWCUT46	CWCUX46	64	CWCU64	CWCUL64	CWCUT64	CWCUX64
29	CWCU29	CWCUL29	CWCUT29	CWCUX29	47	CWCU47	CWCUL47	CWCUT47	CWCUX47	65	CWCU65	CWCUL65	CWCUT65	CWCUX65

RAPTOR CTCT CUTTERS

Tests done in collaboration with SSAB have shown it is possible to drill **Hardox** wear plate up to a hardness level of 500 Brinell.



Suitable for Drilling:

- Hardox
- Inox
- Inconel
- Cast Iron
- Fine Grain Steel
- Other Tough Alloys

- Manufactured from high quality tool steel, with precision ground Cermeted Carbide tips.
- Cut the toughest materials. Drill Hardox plate (to 500 Brinell), Inox, Inconel, Cast Iron, Fine Grain Steel and other tough alloys.
- With 3 step alternate tooth geometry, designed to reduce heat generation during cutting.
- Max Tensile Strength - <math>< 1800\text{N}/\text{mm}^2</math>.

Raptor CTCT Cutters • Specifications

Dia mm	25mm D.O.C	Dia mm	25mm D.O.C	Dia mm	25mm D.O.C
18	CTCT18	26	CTCT26	34	CTCT34
19	CTCT19	27	CTCT27	35	CTCT35
20	CTCT20	28	CTCT28	36	CTCT36
21	CTCT21	29	CTCT29	37	CTCT37
22	CTCT22	30	CTCT30	38	CTCT38
23	CTCT23	31	CTCT31	39	CTCT39
24	CTCT24	32	CTCT32	40	CTCT40
25	CTCT25	33	CTCT33		



Rotabroach™ Raptor CTCT cutters have unique straight flute designed for better material removal.



Cermeted carbide tips for maximum cutting capability in the hardest of material.



R When using annular cutters we always recommend you use a pilot pin.

SRA25 | CTCT18 - CTCT40

- Size range: 18-40mm
- Cutting depth: 25mm
- Metals up to a tensile strength of 1800N/mm²
- Pilot pins: 18-40mm (SRA25)

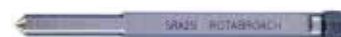
M2AI RAIL CUTTERS



Stage hardened allowing for greater flexibility during operation.



Tooth geometry specifically designed for cutting rail track.



When using annular cutters we always recommend you use a pilot pin.

Suitable for Drilling:



- Manufactured from M2 Al, high quality steel and heat treated for increased cutter hardness.
- Specific tooth geometry, designed for rail applications. Ideal for drilling holes at slower speeds.
- Specifically designed for rail track.



SRA25	SRCV130 - SRCV360
SRA50	SRCVL130 - SRCVL360

M2AI Rail Cutters • Specifications

Dia mm	25mm D.O.C	50mm D.O.C	Dia mm	25mm D.O.C	50mm D.O.C
13	SRCV130	SRCVL130	25	SRCV250	SRCVL250
14	SRCV140	SRCVL140	26	SRCV260	SRCVL260
15	SRCV150	SRCVL150	27	SRCV270	SRCVL270
16	SRCV160	SRCVL160	28	SRCV280	SRCVL280
17	SRCV170	SRCVL170	29	SRCV290	SRCVL290
18	SRCV180	SRCVL180	30	SRCV300	SRCVL300
19	SRCV190	SRCVL190	31	SRCV310	SRCVL310
20	SRCV200	SRCVL200	32	SRCV320	SRCVL320
21	SRCV210	SRCVL210	33	SRCV330	SRCVL330
22	SRCV220	SRCVL220	34	SRCV340	SRCVL340
23	SRCV230	SRCVL230	35	SRCV350	SRCVL350
24	SRCV240	SRCVL240	36	SRCV360	SRCVL360



TCT RAIL CUTTERS



Rotabroach™ TCT Rail cutters have unique straight flute designed to give a greater stability whilst drilling.



Unique carbide tips for maximum cutting capability in the hardest of material.

Suitable for Drilling:



- Specific tooth geometry, manufactured for cutting rail track.
- Carbide tipped for longer tool life, Rail TCT cutters are specified to resist higher temperatures and drill the world's toughest rail.
- Designed for maximum stability and strength, with straight flute design for better material removal and tip strength.



When using annular cutters we always recommend you use a pilot pin.



SRA25	SCRWC18 - SCRWC36
SRA50	SCRWCL18 - SCRWCL36*

*Available upon request

TCT Rail Cutters • Specifications

Dia mm	25mm D.O.C	50mm D.O.C	Dia mm	25mm D.O.C	50mm D.O.C
18	SCRWC18	SCRWCL18	30	SCRWC30	SCRWCL30
19	SCRWC19	SCRWCL19	31	SCRWC31	SCRWCL31
20	SCRWC20	SCRWCL20	32	SCRWC32	SCRWCL32
21	SCRWC21	SCRWCL21	33	SCRWC33	SCRWCL33
22	SCRWC22	SCRWCL22	34	SCRWC34	SCRWCL34
23	SCRWC23	SCRWCL23	35	SCRWC35	SCRWCL35
24	SCRWC24	SCRWCL24	36	SCRWC36	SCRWCL36
25	SCRWC25	SCRWCL25			
26	SCRWC26	SCRWCL26			
27	SCRWC27	SCRWCL27			
28	SCRWC28	SCRWCL28			
29	SCRWC29	SCRWCL29			



• See page 15 and 16 for our rail drills.

TWIST DRILL WITH WELDON SHANK AND CUTTER ADAPTORS



R

- With diameters of less than 11mm or where you can't use an annular cutter. Perfect for drilling bonding holes in rail applications.




Heavy duty geometry for easy cutting and increased life. Spiral flute for faster material removal.

Suitable for Drilling:

- Structural Steel
- Stainless Steel
- Rail Track

- Use with any weldon shank arbor to drill small diameter holes where using an annular cutter is not suitable.
- Central coolant hole ensures the lubricant can travel to the tip of the drill giving a longer tool life compared to standard twist drills.
- Manufactured from M42 material enabling the tool to cut hard materials.



Weldon shank with low tolerances for increased stability.

Twist Drill with Weldon Shank • Specifications

Size Range	6mm - 13.5mmø / RRTW060 - RRTW135
Cutting Depths	25mm
Max Tensile Strength	<1100N/mm ²
Ideal For	Rail Track, Structural Steel & Stainless Steel

Rotabroach™ • Twist Drill Adaptors

Rotabroach's™ Twist Drill Adaptors are designed for use with stub length drills from 4mm - 13.5mm. Machined to a high tolerance and finish ensuring concentricity is maintained.

Part Number	Size
RD2003/040	4mm
RD2003/060	6mm
RD2003/070	7mm
RD2003/072	7.2mm
RD2003/080	8mm
RD2003/085	8.5mm
RD2003/090	9mm

Part Number	Size
RD2003/098	9.8mm
RD2003/100	10mm
RD2003/110	11mm
RD2003/120	12mm
RD2003/130	13mm
RD2003/135	13.5mm

Can be adapted for any twist drill up to 13.5mm



Fits any weldon shank machine

TCT HOLESAWS



Spiral flutes for fast material removal reducing drill time.




High performance carbide tips for less wear on harder material.



Designed to fit in any 13mm drill chuck.

Suitable for Drilling:

 Structural Steel  Stainless Steel  Pipes  Sheet Metal

- Manufactured with high quality solid carbide tips for maximum performance and reliability.
- High quality M35 drill, spring loaded for fast waste material ejection.
- Vastly increased tool life compared to bi-metal holesaws.
-  • Used in conjunction with drill chuck.

Holesaws • Specifications

Size Range	14mm - 100mmø / RHS1625 - RHS10025
Cutting Depths	15mm in Pistol Drill / 25mm in Magnetic Drill
Max Tensile Strength	<1400N/mm ²
Ideal For	Structural Steel, Stainless Steel & Pipework

Part Number	
RHSK1625TCT	Set contains standard short cutters with the following sizes 16, 18, 19, 20, 22 & 25 with 25mm depth of cut

TCT Holesaws • Specifications

Dia mm	25mm D.O.C	50mm D.O.C	Dia mm	25mm D.O.C	50mm D.O.C	Dia mm	25mm D.O.C	50mm D.O.C	Dia mm	25mm D.O.C	50mm D.O.C	Dia mm	25mm D.O.C	50mm D.O.C
14	RHS1425		33	RHS3325	RHS3350	52	RHS5225	RHS5250	71	RHS7125		90	RHS9025	RHS9050
15	RHS1525		34	RHS3425	RHS3450	53	RHS5325	RHS5350	72	RHS7225	RHS7250	91	RHS9125	
16	RHS1625		35	RHS3525	RHS3550	54	RHS5425	RHS5450	73	RHS7325	RHS7350	92	RHS9225	
17	RHS1725		36	RHS3625	RHS3650	55	RHS5525	RHS5550	74	RHS7425		93	RHS9325	
18	RHS1825		37	RHS3725	RHS3750	56	RHS5625	RHS5650	75	RHS7525		94	RHS9425	
19	RHS1925	RHS1950	38	RHS3825	RHS3850	57	RHS5725	RHS5750	76	RHS7625		95	RHS9525	RHS9550
20	RHS2025	RHS2050	39	RHS3925	RHS3950	58	RHS5825	RHS5850	77	RHS7725		96	RHS9625	
21	RHS2125	RHS2150	40	RHS4025	RHS4050	59	RHS5925	RHS5950	78	RHS7825		97	RHS9725	
22	RHS2225	RHS2250	41	RHS4125	RHS4150	60	RHS6025	RHS6050	79	RHS7925		98	RHS9825	
23	RHS2325	RHS2350	42	RHS4225	RHS4250	61	RHS6125	RHS6150	80	RHS8025		99	RHS9925	
24	RHS2425	RHS2450	43	RHS4325	RHS4350	62	RHS6225	RHS6250	81	RHS8125		100	RHS10025	RHS10050
25	RHS2525	RHS2550	44	RHS4425	RHS4450	63	RHS6325	RHS6350	82	RHS8225		101	RHS10225	
26	RHS2625	RHS2650	45	RHS4525	RHS4550	64	RHS6425	RHS6450	83	RHS8325		102	RHS10325	
27	RHS2725	RHS2750	46	RHS4625	RHS4650	65	RHS6525	RHS6550	84	RHS8425		103	RHS10825	
28	RHS2825	RHS2850	47	RHS4725	RHS4750	66	RHS6625		85	RHS8225		104	RHS12025	
29	RHS2925	RHS2950	48	RHS4825	RHS4850	67	RHS6725		86	RHS8625		105	RHS12325	
30	RHS3025	RHS3050	49	RHS4925	RHS4950	68	RHS6825		87	RHS8725		106	RHS13025	
31	RHS3125	RHS3150	50	RHS5025	RHS5050	69	RHS6925		88	RHS8825				
32	RHS3225	RHS3250	51	RHS5125	RHS5150	70	RHS7025		89	RHS8925				

MINI CUTTERS



R

- Available in sizes 6mm - 25mm.
- Available as single items or kits. Kit includes:

8mm - 20mm

RCM080, RCM100
RCM120, RCM140
RCM160, RCM180
RCM200

RK603 - 1/2" - RA116
RK604 - 3/8" - RA117

Suitable for Drilling:

Plastic Sheet Metal Pipes

- Precision ground teeth and flutes ensure fast, accurate and burr-free holes in seconds.
- For use on sheet metal, pipes and plastics.
- Cut 3 times faster and last 10 times longer than twist drills.
- Low power consumption giving a longer life to cordless drills.



Unique tooth design for less wear.

Mini Cutters • Specifications

Size Range	6mm - 25mm \varnothing / RCM060 - RCM250
Cutting Depths	*6.4mm up to \varnothing 20mm / 12.7mm over \varnothing 20mm
Max Tensile Strength	<900N/mm ²
Ideal For	Sheet Metal, Pipes & Plastics

* for 21-25mm depth, RA118 arbor required



Designed to fit in any 1/2" or 3/8" drill chuck in hand held drill or drill press.




Mini Cutters • Specifications

Dia mm	Part No.	D.O.C mm	Arbour Required	Dia mm	Part No.	D.O.C mm	Arbour Required
6	RCM060	6.4	RA116/RA117	16	RCM160	6.4	RA116/RA117
7	RCM070	6.4	RA116/RA117	17	RCM170	6.4	RA116/RA117
8	RCM080	6.4	RA116/RA117	18	RCM180	6.4	RA116/RA117
9	RCM090	6.4	RA116/RA117	19	RCM190	6.4	RA116/RA117
10	RCM100	6.4	RA116/RA117	20	RCM200	6.4	RA116/RA117
11	RCM110	6.4	RA116/RA117	21	RCM210	12.7	RA118
12	RCM120	6.4	RA116/RA117	22	RCM220	12.7	RA118
13	RCM130	6.4	RA116/RA117	23	RCM230	12.7	RA118
14	RCM140	6.4	RA116/RA117	24	RCM240	12.7	RA118
15	RCM150	6.4	RA116/RA117	25	RCM250	12.7	RA118

R

- See page 27 for our extension arbors and morse taper arbors.

COUNTERSINKS



Countersinks

Manufactured from extremely tough high speed steel. Suitable for all types of portable drills with 3/4" shank.

3 cutting edges, smooth chamfering and high surface finish.

Part Number	Range
CK30	Countersinks holes up to ø30mm
CK40	Countersinks holes up to ø40mm
CK55	Countersinks holes up to ø55mm

Piloted TCT Countersinks

Manufactured from extremely tough high speed steel.

TCT tipped for greater tool life and harder materials.

Suitable for all types of portable drills with 3/4" shank.

3 cutting edges, smooth chamfering and high surface finish.

Manufactured with pilot bore for greater stability and accuracy.

Part Number	Range
RPCC201	Countersinks holes up to ø42mm
RPCC100	Countersinks kit includes pilots for 14mm, 18mm & 22mm holes Countersinks holes up to ø42mm



ACCESSORIES

Fits any weldon shank machine



Range of extensions available

Extension Arbor

Designed for extended reach, whilst maintaining concentricity over various lengths.

Part Number	Extension
RD2091	25mm
RD2090	50mm
RD2092	75mm
RD2102	100mm
RD2103	150mm
RD2104	200mm
RD2105	250mm

Range of morse taper shanks available



High quality manufacturing

Morse Taper Arbors

Rotabroach™ produce a number of 'Morse Tapers' from 2 morse - 5 morse, to allow the use of our cutters in any morse taper machine. All come with coolant adaptors.

Part Number	Morse Taper	Shank Dia	Depth
CA120	2	19.05mm	50mm
CA130	3	19.05mm	50mm
CA130 + Pilot RA3120	3	19.05mm	75mm
CA130 + Pilot RA3122	3	19.05mm	100mm
CA130X	3	32mm	50mm
CA130X + Pilot RA3121	3	32mm	75mm
CA130X + Pilot RA3123	3	32mm	100mm
CA1375 + Pilot SRA130	3	19.05mm	75mm
CA3310 + Pilot 20ZAXL400P	3	32mm	100mm
CA140	4	19.05mm	50mm
CA1475	4	19.05mm	75mm
CA340	4	32mm	50mm
CA3475	4	32mm	75mm
CA1575	5	19.05mm	75mm
CA3510	5	32mm	100mm
CA1510	5	19.05mm	100mm

Swarf Stick

This hand held lightweight tool helps attract ferrous metal chippings and swarf which can easily be removed from the work area.


Simply push in the handle and place the tool over the metal chippings and swarf. The stick will attract the waste to itself.

Part Number	CT/010/100
-------------	------------



Lightweight and easy to use

ACCESSORIES



Vacuum Pad

For applications where it is unsuitable to fit the magnet of a drill directly to the material surface.

With a holding force of 368kg at the centre position means that magnetic drills can be used on even non magnetic surfaces.

An air supply of 4 cubic feet per minute and minimum pressure of 70psi is required.

Part Number	DB121
-------------	-------

Cutter Adaptors

Adapt Rotabroach™ cutters to use in competitor machines, with a 'quick fit' system.

Conversion	Range
CQA01	Fein Quick-In Shank
CQA02	One-Touch Shank
CQA03	Nitto Threaded Adaptor

Cutting Lubricants

Rotabroach™ cutting fluid and lubricants have been formulated to ensure you get the most out of your cutters.

For applications where fluid is unsuitable we have our 'Slick-Stik™' lubrication sticks ensuring you can still use lubrication even when working at height.

Part Number	Volume
RD208	1L Neat Cutting Fluid
RD229	5L Neat Cutting Fluid
RD2098	1L Biodegradable Cutting Fluid x1
RD2096	5L Biodegradable Cutting Fluid
RSO05	5L Water Soluble Cutting Fluid x1
RSO20	20L Water Soluble Cutting Fluid x1
RD2094	Cutting Paste 500g
RD40068	Slick-Stik™ 1.68oz
RD40065	Slick-Stik™ 16oz


RAIL & TRAM ACCESSORIES



Bespoke Solutions

Our rail drills are adapted to suit whatever rail form you need.

We have most of the common rail forms on file, plus our design team can accommodate any specific requests.




Hole Centre Locator

- Used for the correct measurements for fish plates, S&T, bonding holes and axle counters.
- All rail forms and spacings can be catered for and our designers will be able to deal with any special requests.



Multiform Templates

- Multiform templates are a fast, easy and accurate system, to ensure drilling at the correct height.
- Two rail profiles are allowed per template, giving you flexibility to use on a multitude of rail.



Tram Adaptor

- The Rhino 4 and Rhino E are both adaptable for drilling tram rail. The tram adaptor kit elongates the rail clamp to fit over wider rails.
- With a number of different templates, we can support most common types of tram rail requirements.
- Our design team are also able to design to your specific requirements.

Rotabroach[®]

The original name for hole cutting systems

Burgess Road, Sheffield S9 3WD
Tel: +44 (0)114 221 2510 | Email: sales@oslct.co.uk

www.rotabroach.co.uk